


Chart symbols


 k on RS, p on WS


 p on RS, k on WS

 k on RS, k on WS


 Slip 1 st purlwise with yarn in back

 1/1 Right Cable: k2tog, leave on needle; then, insert right-hand needle between the sts just knitted together and knit the first st again. Slip both sts from needle together. Or; slip 1 st to cn, hold to back, k1, k1 from cn

 1/1 Left Cable: skip 1 st and knit the 2nd st in the back loop, then slip the first st, turn it so it doesn't get twisted and let it slide back on the left-hand needle. K2tog in back loops and slip both sts from needle together. Or; slip 1 st to cn, hold to front, k1, k1 from cn

 2/1 Right Purl Cable: slip 1 st to cn, hold to back, k2; p1 from cn

 2/1 Left Purl Cable: slip 2 sts to cn, hold to front, p1; k2 from cn

 2/2 Right Cable: slip 2 sts to cn, hold to back, k2; k2 from cn

 2/2 Left Cable: slip 2 sts to cn, hold to front, k2; k2 from cn

 2/2 Right Purl Cable: slip 2 sts to cn, hold to back, k2; p2 from cn

 2/2 Left Purl Cable: slip 2 sts to cn, hold to front, p2; k2 from cn