


Here are the lifted increases used in the Viking Knits designs


The drawings below are placed as in the actual knitting.

The first two increases are an LLI followed by an RLI in a purl st.

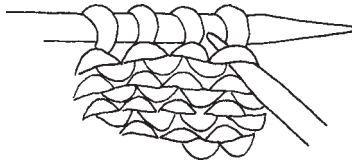
The second pair of increases are made between the first two increases; first an LLI, then an RLI in a knit st.



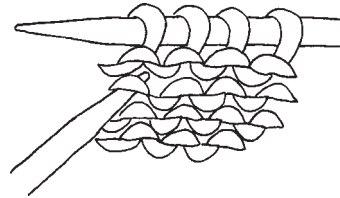
Right Lifted Increase in a knit st



Left Lifted Increase in a knit st



Right Lifted Increase in a purl st



Left Lifted Increase in a purl st